



P450 Stainless Steel







P451 Zinc Oxide




P452 Bronzed Copper

**Sizes**

|   |                                     | Nominal  | Sq. Ft. per carton | Pieces per carton |
|---|-------------------------------------|--|--------------------|-------------------|
|  | 24" x 24" Light Polished Field Tile | (Nominal 24.0" x 24.0")<br>(Nominal 61.0 cm x 61.0 cm)         | 16.04              | 4                 |
|  | 16" x 24" Light Polished Field Tile | (Nominal 15-15/16" x 24.0")<br>(Nominal 40.5 cm x 61.0 cm)     | 10.66              | 4                 |
|  | 16" x 16" Light Polished Field Tile | (Nominal 15-15/16" x 15-15/16")<br>(Nominal 40.5 cm x 40.5 cm) | 14.10              | 8                 |
|  | 8" x 24" Light Polished Field Tile  | (Nominal 7-15/16" x 24.0")<br>(Nominal 20.3 cm x 61.0 cm)      | 10.66              | 8                 |

**Trim**

| Type  | Number | Size     |
|---|--------|----------|
|  | S-43D9 | 3" x 16" |


**Note:**

Due to the metallic granules used on the surface of the tile, it is extremely important to ensure that the tile does not come in contact with any abrasive agents or chemicals.

Special care should be taken when grouting with dark pigmented colors. A grout release is recommended to prevent finely powdered pigments from lodging in the pores of the tile surface. Use of a latex modified thin-set is recommended for installation.

Since there are variations in all fired ceramic products, tile and trim supplied for your particular installation may not match these samples. Final color selection should be made from actual tiles and trim and not from tile and trim samples or color reproductions.

Manufactured in accordance with ANSI A137.1 standards.




Each tile is rectified and modular which allows for the use of smaller grout joints.

**Application**


|                    | Residential | Light Commercial | Commercial | Exteriors |
|--------------------|-------------|------------------|------------|-----------|
| Floors             | ❖           | ❖                |            |           |
| Walls/Backsplashes | ❖           | ❖                | ❖          | ❖         |
| Counters           | ❖           | ❖                | ❖          |           |
| Pool Decking       |             |                  |            |           |
| Pool Linings       | ❖           | ❖                | ❖          |           |

Suitable for exterior walls in freezing and non-freezing climates when proper installation methods are followed.

**Installation**

| Thickness | Grout joint recommendation          | Shade Variation  |
|-----------|-------------------------------------|--|
| 3/8"      | 1/16" (1/8" when used in a pattern) |  (High) |

**Test Results**

|                         | ASTM#       | Result   |
|-------------------------|-------------|--|
| Water Absorption        | C373        | <0.5%  |
| Breaking Strength       | C648        | >450 lbs   |
| Scratch Hardness        | MOH s       | 6.0  |
| Coefficient of Friction | CI028       | Wet: ≥0.60<br>Dry: ≥0.70   |
| Abrasion Resistance     | ISO 10545-7 |  Light Commercial |

Water, oil, grease etc. create slippery conditions. Floor applications with exposure to these conditions require extra caution in product selection. Not for use on ramps.

For additional information refer to "Factors to Consider" at [www.daltile.com/CommercialFactors](http://www.daltile.com/CommercialFactors).